


Developing Transferrable Skills



- **Communication** – reading, watching and listening.
- **Employability** – using initiative and being self-motivated / organisational skills working under pressure / ability to learn & adapt.
- **Enterprise** – through creation of a product.
- **Health and wellbeing** – ability to learn & adapt / valuing diversity and difference.
- **Numeracy** – measuring / using a grid
- **Literacy** – creating texts / presenting information
- **Problem solving** - develop and test possible solutions / analyse and evaluate results
- **Thinking** - remembering, identifying, understanding, applying, analysing, evaluating, and creating.

EXA: 1-02a / 2-02a / 3-02a

EXA: 1-05a / 2-05a

EXA: 1-03a / 2-03a / 3-03a

EXA: 1-07a / 2-07a / 3-07a

Andy Goldsworthy

Learning Objective:

Create an outdoor sculpture/installation inspired by the artist Andy Goldsworthy.

Success Criteria:

I can use my thinking and problem solving skills to create a sculpture or installation.



Task 1:

- Find various objects outside such as stones, leaves and pebbles
- Arrange these in an interesting way (taking inspiration from Andy Goldsworthy)
- If you don't have a garden you can create an indoor sculpture/installation using man—made objects instead
- Such as - toys, clothes, shoes, cutlery, cups, food tins, cans, crisp packets saucers, mobile phone, ornament (anything “made” and not natural)

Andy Goldsworthy OBE (born 26 July 1956) is a British sculptor, photographer and environmentalist who produces site-specific sculptures and land art situated in natural and urban settings. He lives and works in Scotland.


The materials used in Andy Goldsworthy's art often include brightly coloured flowers, icicles, leaves, mud, pinecones, snow, stone, twigs, and thorns. He has been quoted as saying,

"Movement, change, light, growth, and decay are the life-blood of nature, the energies that I try to tap through my work."




Task 2:

Look at this image below - “Sticks Framing a Lake” 2003



- What materials have been used by the artist?
- How do you think the Andy Goldsworthy wanted people to feel when he created this?
- How does the artwork make you feel?
- What do you like about it?
- What do you not like about it?
- What do you think about the artist's use of the visual elements? E.g. line, shape, pattern, form, texture?



Task 3: Artist Research

- Create a PowerPoint/Word Doc/get a sheet of paper & pencil.
- Next find 10 facts about Andy Goldsworthy.

https://en.wikipedia.org/wiki/Andy_Goldsworthy

<https://www.youtube.com/watch?v=FPDH8yCnIk0>

<https://www.youtube.com/watch?v=JTnHiOA6a0E>

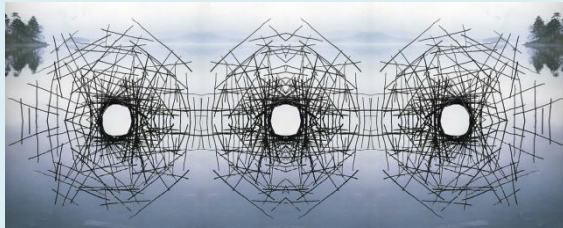
<https://www.youtube.com/watch?v=YsqurjMCN4U> (Do not lie down on any roads if you try this!)



"Rock Sculpture in Crane Creek Park" by [ATIS547](#) is licensed under [CC BY-NC-SA 2.0](#)



"Sentinelle de la Vallée de l'Asse" by [Ahef](#) is licensed under [CC BY-NC-ND 2.0](#)



"Andy Goldsworthy - Montage by iuri - Sticks Framing a Lake (2560x1024)" by [iurikothe](#) is licensed under [CC BY 2.0](#)



Burnt Patch, SJMA, 1995. Pine sticks from the Sierra Mountains. San Jose Museum of Art by rocor is licensed under [CC BY-NC-SA](#)



"6.28.06 Rainshadow" by [M J M](#) is licensed c



"Stone Houses,' Andy Goldsworthy, Metropolitan Museum" by [Thom Watson](#) is licensed under [CC BY-NC-SA 2.0](#)



Crop of Andy Goldsworthy from photo working on de Young installation. Levels adjusted, [Andy Goldsworthy de Young installation, Bride of Frankenstein](#) from Williston, VT, United States of America, 16 April 2005, is licensed under [CC BY 2.0](#)